



Noise Monitoring Result

Day Time (0700 - 1900hrs on normal weekdays)

Location: M1a - Harbour Road Sports Centre

Date	Time	Weather	Measurement Noise Level			Baseline Level	Construction Noise Level	Limit Level
			Leq	L10	L90	Leq	Leq	Leq
Unit: dB(A), (30-min)								
29/11/11	10:04	Fine	73.9	76.6	69.9	69.2	72	75
06/12/11	10:02	Cloudy	75.1	77.7	70.8	69.2	74	75
16/12/11	10:56	Fine	74.5	77.7	69.5	69.2	73	75
20/12/11	16:11	Cloudy	73.5	76.7	68.6	69.2	71	75

Location: M2b - Noon-day gun area

Date	Time	Weather	Measurement Noise Level			Baseline Level	Construction Noise Level	Limit Level
			Leq	L10	L90	Leq	Leq	Leq
Unit: dB(A), (30-min)								
29/11/11	10:51	Fine	69.9	70.9	67.9	-	70	75
06/12/11	10:45	Cloudy	70.4	71.6	69.0	-	70	75
16/12/11	10:45	Fine	73.2	75.0	68.5	-	73	75
20/12/11	8:25	Cloudy	74.8	77.6	70.2	-	75	75

Location: M3a - Tung Lo Wan Fire Station

Date	Time	Weather	Measurement Noise Level			Baseline Level	Construction Noise Level	Limit Level
			Leq	L10	L90	Leq	Leq	Leq
Unit: dB(A), (30-min)								
29/11/11	13:00	Fine	68.4	70.3	66.2	-	68	75
06/12/11	11:25	Cloudy	67.7	69.7	65.1	-	68	75
16/12/11	13:38	Fine	67.3	69.3	64.6	-	67	75
20/12/11	9:15	Cloudy	70.1	73.1	67.7	-	70	75

Location: M4b - Victoria Centre

Date	Time	Weather	Measurement Noise Level			Baseline Noise Level	Construction Noise Level	Limit Level
			Leq	L10	L90	Leq	Leq	Leq
Unit: dB(A), (30min)								
29/11/11	13:43	Fine	69.4	71.1	66.8	-	69	75
06/12/11	13:00	Cloudy	70.5	72.4	67.8	-	71	75
16/12/11	14:26	Fine	70.9	72.6	68.5	-	71	75
20/12/11	9:57	Cloudy	71.7	73.1	69.7	-	72	75

Location: M5b - City Garden

Date	Time	Weather	Measurement Noise Level			Baseline Level	Construction Noise Level	Limit Level
			Leq	L10	L90	Leq	Leq	Leq
Unit: dB(A), (30min)								
29/11/11	15:14	Fine	74.0	77.2	69.8	-	74	75
06/12/11	14:08	Cloudy	72.7	74.4	69.9	-	73	75
16/12/11	11:30	Fine	68.2	70.0	64.5	-	68	75
20/12/11	13:02	Cloudy	70.9	73.1	65.4	-	71	75



Noise Monitoring Result

Restricted Time (1900 - 2300 hrs on normal weekdays and 0700-2300 on holiday)

Location: M4b - Victoria Centre

Date	Time	Weather	Measurement Noise Level			Average Noise Level	Baseline Noise Level	Construction Noise Level	Limit Level
			Leq	L10	L90	Leq	Leq	Leq	Leq
Unit: dB(A), (5-min)									
01/12/11	19:01	Cloudy	66.8	68.0	65.2	66.3	-	66	70
	19:06		66.1	66.7	65.0				
	19:12		66.0	66.8	65.1				
08/12/11	19:56	Fine	66.5	68.3	64.2	66.8	-	67	70
	20:01		67.0	68.9	64.7				
	20:07		66.8	68.3	64.9				
15/12/11	19:48	Fine	65.9	67.5	64.0	66.0	-	66	70
	19:53		66.1	67.7	64.2				
	19:59		66.0	67.5	64.4				
21/12/11	21:00	Fine	65.5	66.9	63.3	64.5	-	65	70
	21:05		64.1	65.6	61.8				
	21:11		63.8	65.2	61.6				

Location: M5b - City Garden

Date	Time	Weather	Measurement Noise Level			Average Noise Level	Baseline Level	Construction Noise Level	Limit Level
			Leq	L10	L90	Leq	Leq	Leq	Leq
Unit: dB(A), (5-min)									
01/12/11	20:13	Cloudy	65.4	67.1	63.5	65.7	-	66	70
	20:18		65.3	66.7	63.4				
	20:24		66.2	68.2	63.3				
08/12/11	20:24	Fine	66.5	68.6	63.4	66.8	-	67	70
	20:29		66.8	68.9	63.8				
	20:35		67.2	69.3	63.3				
15/12/11	20:02	Fine	67.6	67.8	65.3	67.8	-	68	70
	20:07		68.6	69.3	65.3				
	20:12		67.1	68.6	65.0				
21/12/11	19:52	Fine	66.3	68.1	64.4	66.2	-	66	70
	20:00		66.4	68.4	64.0				
	20:07		65.8	67.5	63.4				

Location: M1a - Harbour Road Sports Center

Date	Time	Weather	Measurement Noise Level			Average Noise Level	Baseline Level	Construction Noise Level	Limit Level
			Leq	L10	L90	Leq	Leq	Leq	Leq
Unit: dB(A), (5-min)									
29/11/11	20:10	Fine	75.0	78.0	69.9	74.8	61.1	75	70
	20:15		75.3	78.8	70.1				
	20:20		74.0	76.9	68.5				
06/12/11	20:15	Fine	74.0	76.6	67.8	73.4	61.1	73	70
	20:20		72.8	76.1	67.3				
	20:25		73.4	76.6	67.6				
15/12/11	21:01	Fine	70.0	73.7	62.8	69.1	61.1	68	70
	21:06		67.4	70.6	62.0				
	21:12		69.6	72.7	63.0				
20/12/11	21:00	Cloudy	70.4	74.6	65.8	70.3	61.1	70	70
	21:05		70.0	73.0	65.1				
	21:10		70.5	73.7	63.8				



Noise Monitoring Result

Restricted Time (1900 - 2300 hrs on normal weekdays and 0700-2300 on holiday)

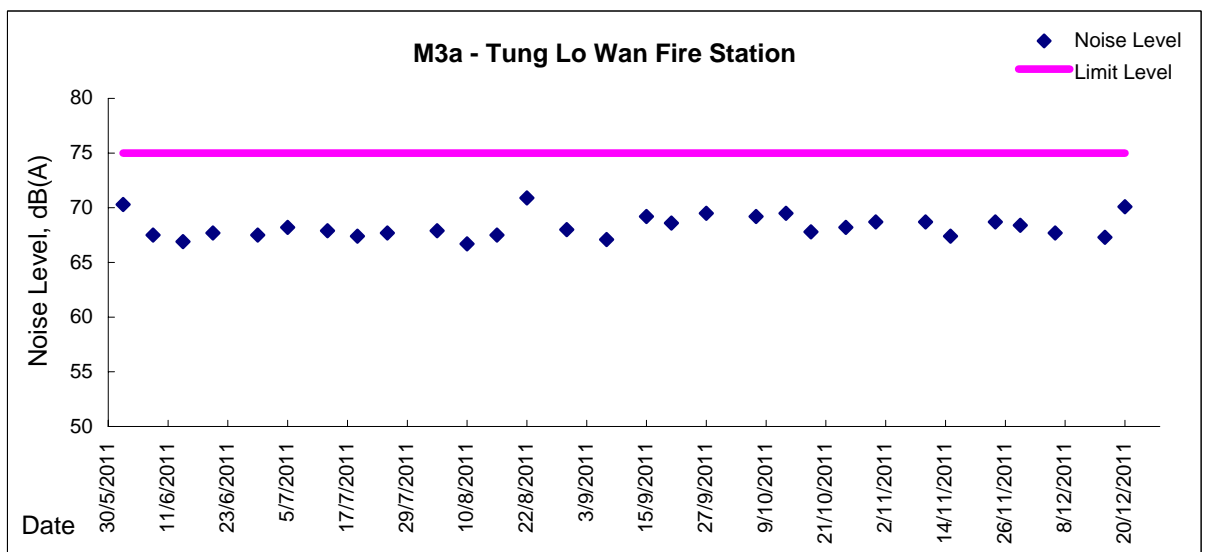
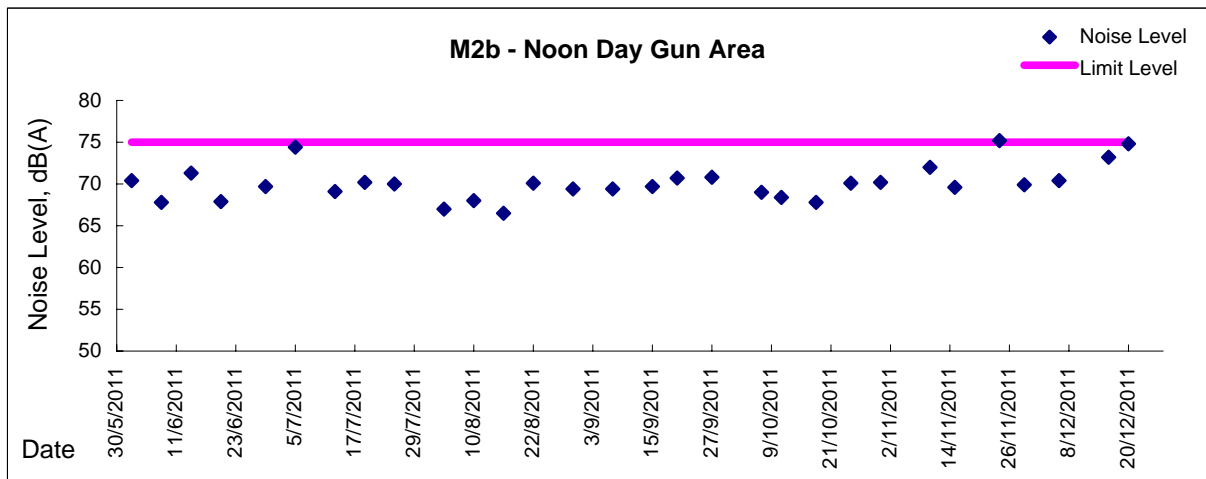
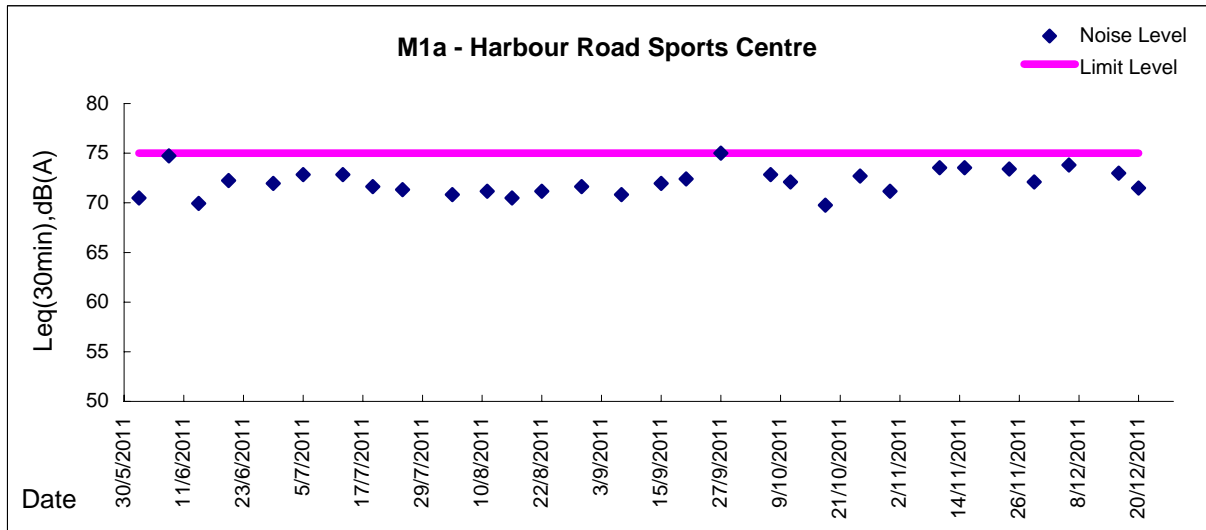
Location: M2b -Noon-day gun area

Date	Time	Weather	Measurement Noise Level			Average Noise Level	Baseline Level	Construction Noise Level	Limit Level
			Leq	L10	L90	Leq	Leq	Leq	Leq
Unit: dB(A), (5-min)									
29/11/11	20:54	Fine	69.7	72.5	65.9	69.0	-	69	70
	20:59		68.8	70.5	66.6				
	21:04		68.3	69.8	66.4				
06/12/11	21:00	Fine	67.2	68.8	64.8	67.2	-	67	70
	21:05		67.2	68.7	64.8				
	21:10		67.1	68.9	64.9				
15/12/11	19:21	Fine	66.8	68.6	64.8	67.1	-	67	70
	19:26		67.4	69.5	64.8				
	19:31		67.1	68.7	65.0				
20/12/11	21:29	Cloudy	69.3	71.6	65.5	68.1	-	68	70
	21:34		67.8	69.8	65.3				
	21:39		67.0	68.9	63.8				

Location: M3a - Tung Lo Wan Fire Station

Date	Time	Weather	Measurement Noise Level			Average Noise Level	Baseline Level	Construction Noise Level	Limit Level
			Leq	L10	L90	Leq	Leq	Leq	Leq
Unit: dB(A), (5-min)									
01/12/11	19:32	Cloudy	66.8	68.4	64.3	67.0	-	67	70
	19:37		67.0	69.2	64.1				
	19:43		67.1	68.6	65.5				
08/12/11	19:25	Fine	65.9	68.2	63.3	65.9	-	66	70
	19:30		65.4	67.9	62.3				
	19:36		66.3	68.3	63.7				
15/12/11	19:13	Fine	64.5	67.0	61.2	65.2	-	65	70
	19:18		65.7	68.0	61.5				
	19:24		65.2	67.7	61.3				
21/12/11	20:23	Fine	68.1	70.5	64.9	67.4	-	67	70
	20:28		67.0	68.8	64.2				
	20:35		67.1	68.9	64.9				

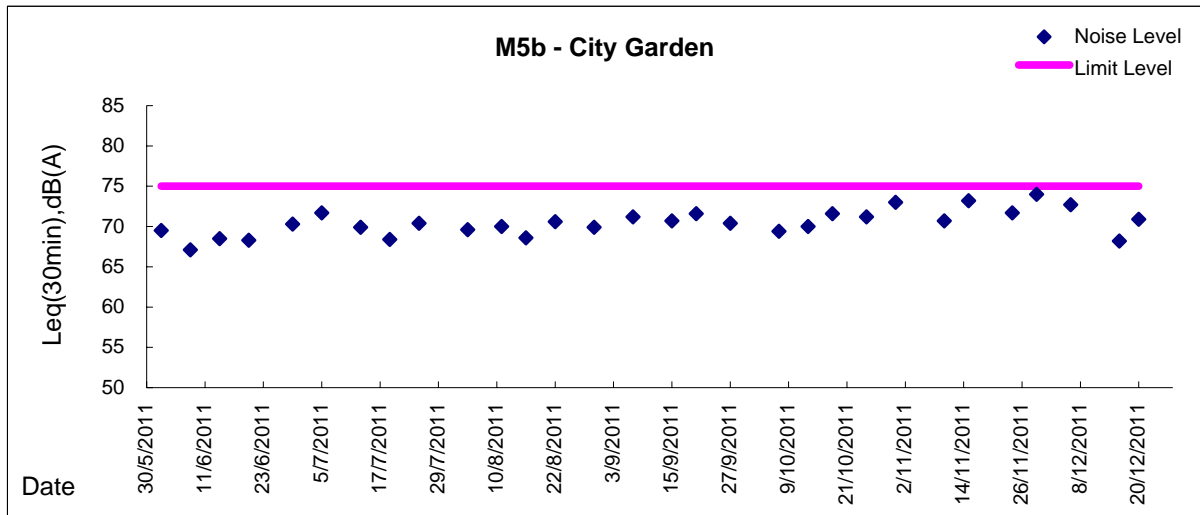
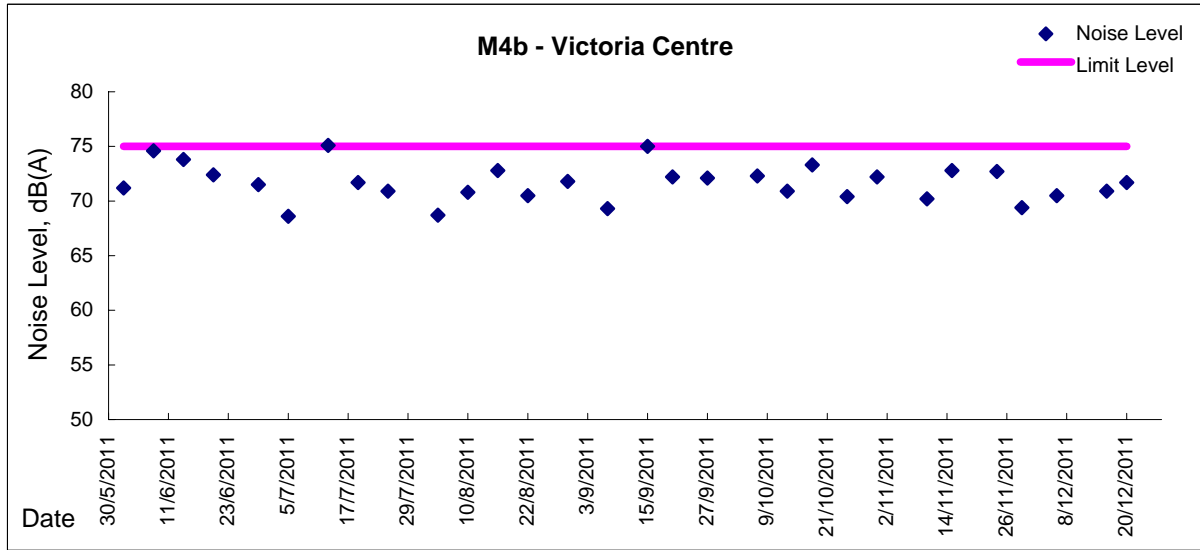
Graphic Presentation of Noise Monitoring Result
Day Time (0700 - 1900hrs on normal weekdays)





Graphic Presentation of Noise Monitoring Result

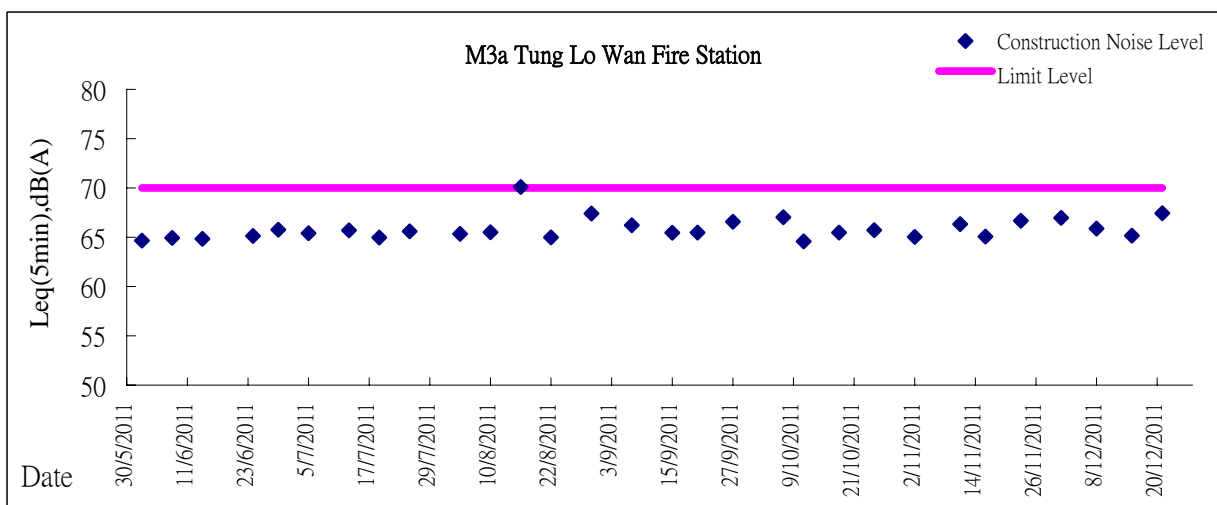
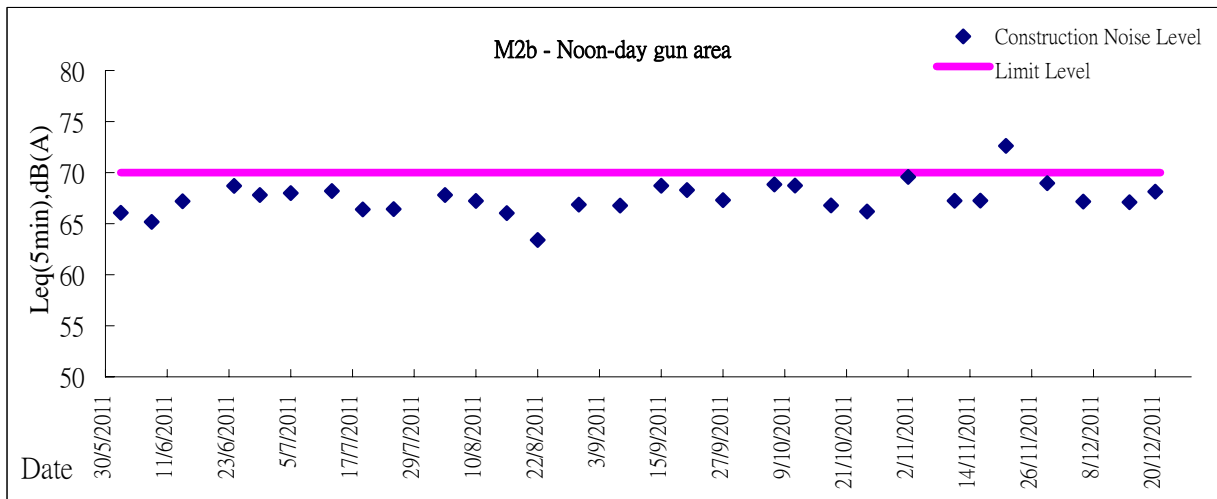
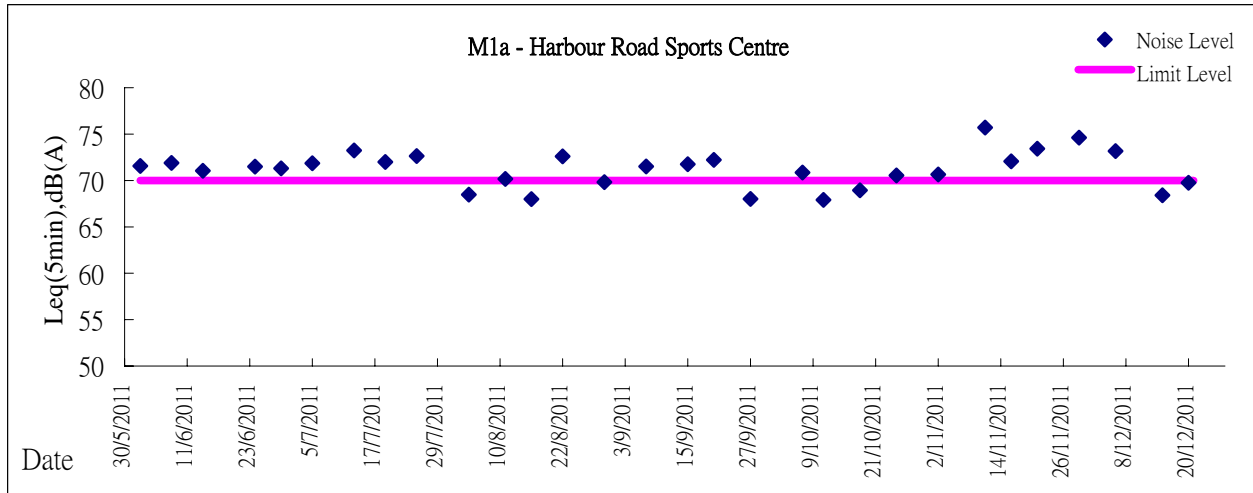
Day Time (0700 - 1900hrs on normal weekdays)





Graphic Presentation of Noise Monitoring Result

Restricted Time (1900 - 2300 hrs on normal weekdays and 0700-2300 on holiday)





Graphic Presentation of Noise Monitoring Result

Restricted Time (1900 - 2300 hrs on normal weekdays and 0700-2300 on holiday)

